

Weight (L.B.S.)\*\*\*

Pressure Class	Nom. Size Pipe	Weld Neck	Slip-On	Thd.	Lap Joint	Blind	Socket
150	1/2	2	1	1	1	2	2
	3/4	2	1.5	1.5	1.5	2	2
	1	2.5	2	2	2	2	2
	1 1/4	2.5	2.5	2.5	2.5	3	3
	1 1/2	4	3	3	3	3	3
	2	6	5	5	5	4	5
	2 1/2	10	8	8	8	7	7
	3	11.5	9	10	9	9	8
	3 1/2	12	11	12	11	13	
	4	16.5	13	13	12	17	
	5	21	15	15	13	20	
	6	26	17	19.5	18	27	
	8	42	28	30	28	47	
	10	54	40	41	36	67	
	12	88	61	65	60	123	
	14	114	83	85	77	139	
	16	142	106	93	104	187	
	18	165	109	120	146	217	
	20	197	148	155	159	283	
	24	268	204	210	195	415	

All dimensions given in inches.

Dimensions & tolerances in accordance with ANSI B16.5. Carbon steel flanges mechanical properties and chemistry conform to ASTM A105.

Flanges are furnished faced, drilled and spot faced or back faced.

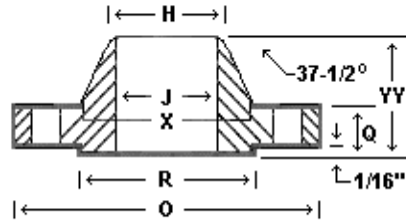
\*1/16 in. raised face included in dimensions Q, Y and YY.

\*\*Bolt hole diameter 1/8 in. larger than bolt diameter.

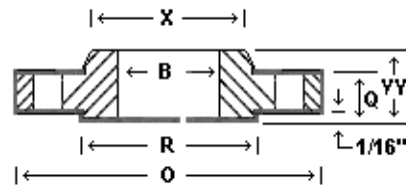
\*\*\*Weights listed are approximate values.

\*\*\*\* To be specified by the customer.

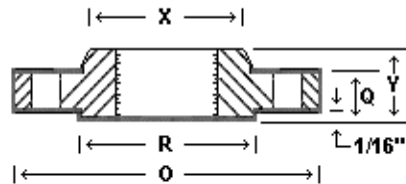
Thermometricscorp.com  
WELD NECK FLANGE



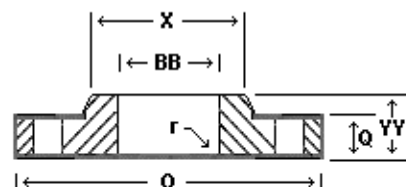
SLIP-ON FLANGE



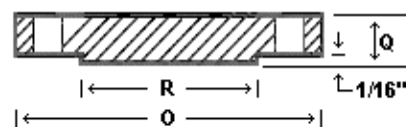
THREADED FLANGE



LAP JOINT FLANGE



BLIND FLANGE



SOCKET FLANGE

